



THE SUPPLY OF HOISTING EQUIPMENT FOR INDUSTRIAL APPLICATIONS



OVERVIEW OF LTM INDUSTRIAL HOISTING, TRAVERSING AND CONTROL PRODUCTS

GIS - GPM/GP ELECTRIC CHAIN HOISTS
GIS - GCH ELECTRIC CHAIN HOISTS 400V, 3 PH
GIS - ELECTRIC CHAIN HOISTS, SINGLE PHASE
GIS - TRAVEL TROLLEYS, PUSH AND ELECTRIC
GIS - ELECTRIC CHAIN HOISTS CORROSION RESISTANT, TYPE GP/GCH-R
GIS - ELECTRIC CHAIN HOISTS WITH FREQUENCY INVERTER, TYPE GP/GCH-FU
GIS - ELECTRIC CHAIN HOISTS ATEX, TYPE GP/GCH-D AND GP/GCH-G
GIS - ELECTRIC CHAIN HOISTS HANDY, TYPE GP/GCH-HK
GIS - ELECTRIC CHAIN HOISTS HANDY, TYPE GP/GCH-HT

GIS - ELECTRIC CHAIN HOISTS SYNCHRON, TYPE GP/GCH-S
GIS - ELECTRIC CHAIN HOISTS WIND TURBINE, TYPE GP/GCH-W
GIS - VACUUM LIFTERS
GISKB - TRACK SYSTEMS IN STEEL OR ALUMINIUM
PLANETA - PREMIUM PRO HAND CHAIN BLOCKS
PLANETA - LOW HEADROOM HOIST/ TROLLEY
PLANETA - PREMIUM PRO RATCHET LEVER HOISTS
PLANETA - GIRDER TROLLEYS
PLANETA - BEAM CLAMPS



LTM – LIFT TURN MOVE LTD

Lift Turn Move Ltd (LTM) supplies hoisting, traversing & control equipment/ components for industrial and entertainment lifting and moving applications. Established in 2004 and based in Bromborough, Wirral, we are an independent company, owned and operated by the people who run the business day by day, this ensures decisions are made swiftly and customer service is top priority.

WHY USE LTM

We offer fast response and delivery.

Our staff have lifting equipment and application experience and hold qualifications relating to the products and services we supply.

An extensive range and stocks of equipment/ spare parts are held at our premises, this means we have the support that you need.

When you deal with LTM, you get experience, problem solving and most of all flexibility – free of charge.

PRODUCTS

We supply hoisting equipment for Industrial use in engineering, construction, utilities, energy and logistics. We also supply equipment for Entertainment rigging use in production applications and in theatres and venues

LTM supply equipment to assist with the lifting, handling, supporting or moving of loads.

We offer equipment including GIS electric chain hoists, travel trolleys, crane kits, GISKB light crane/ monorail systems and vacuum lifting equipment, together with manual lifting equipment, trolleys and beam clamps

LTM offer Products from GIS AG in Switzerland and Planeta in Germany, both with a reputation for value, performance and quality engineering.

GIS AG, Switzerland - Electric Chain Hoists, Light Crane Track and Vacuum Lifting Systems - the number one choice and a brand with global recognition for quality lifting products.

Planeta Hebetchnik GmbH, Germany - Hand Chain Blocks, Lever Hoists, Beam Clamps and Trolleys in standard and ATEX versions.

COMPANY CONTACT DETAILS

LTM - Lift Turn Move Ltd
Unit 2 Stadium Court
Wirral International Business Park
Plantation Road
Bromborough
Wirral
UK CH62 3QG

SALES AND GENERAL CONTACTS

Tel: +44 (0)151 649 0467
Fax: +44 (0)151 649 0099
Email: sales@LiftTurnMove.co.uk
Email: accounts@LiftTurnMove.co.uk
Website: www.liftturnmove.co.uk

OPENING HOURS

Mon-Thur: 8:30 - 5:00
Friday: 8:30 - 2:30
The office is often open outside these times.

DELIVERIES

We use various methods of delivery and can deliver more or less whenever you need.

To stay up to date with the latest events at LTM please follow us on Facebook, Twitter and LinkedIn



liftturnmove



@LiftTurnMove



@Lift Turn Move Ltd

LTM PRODUCT RANGE OVERVIEW



GIS GPM/GP ELECTRIC CHAIN HOISTS

New compact range for long-life with heavy use
 GPM - up to 320kg on 1 chain fall
 GP - 125 - 1250kg on 1 or 2 chain falls
 2 Lifting speeds as standard - 400V
 Contactor control - no electronics
 NEW Profile steel chain - case hardened and phosphate protected
 Geared limit switches
 IP65 protection
 Polygon shaft connectors
 Simple, reliable, easy to use and maintain
 110V or 220v, 1Ph, 50Hz power option
 Option for Radio control




GIS GCH - 400V, 3 PHASE HOISTS

Lifting capacity 1000- 5000kg
 Eye, hook or trolley mounted
 Geared limit switches standard
 Contactor control- no electronics
 Load chain- case hardened and zinc plated
 Weatherproof option
 Simple, reliable, easy to use and maintain
 Option for radio control



GIS - SINGLE PHASE HOISTS

Power 110V or 220V, 1 Ph, 50 Hz
 Lifting capacity 160- 2000kg
 Lifting handles fitted
 Cee connector and cable for power connection
 Geared limit switches
 Option for radio control



GIS TRAVEL TROLLEYS

Push or electric travel
 1 or 2 speed, option with frequency inverter
 Wide range of beam widths
 Suitable for underslung crane carriages also



GIS CORROSION RESISTANT HOISTS, TYPE GP/GCH-R

Corrosion resistant- ideal for food, pharmaceutical and chemical use
 Lifting capacity up to 1250kg
 Special coated body- food grade
 Parts that contact the chain are in stainless steel- chain, hooks etc.
 Sealed and protected to IP65
 Option for corrosion resistant trolleys




GIS HOISTS WITH FREQUENCY INVERTER, TYPE GP/GCH-FU

Applications with very heavy use or multiple shift operation
 Lifting speeds up to 14 m/ min
 Soft start/ stop for precise positioning
 Speeds and ramps are adjustable
 Sealed and protected to IP65
 Option for trolleys with frequency inverter
 Option for radio control




GIS ATEX HOISTS, TYPE GP/GCH-D AND G

For Dust or Gas proof applications
 Lifting capacity up to 2500kg
 Sealed and protected to IP65
 Ideal for milling, paper, paint and mining sectors etc
 Option for ATEX trolleys



GIS HANDY HOISTS, TYPE GP/ GCH-HK

Chain type for quick and easy positioning of loads
 Lifting capacity up to 500 kg
 Control unit with rocker switches at hook point- one handed operation possible
 2 lifting speeds as standard
 Geared limit switches
 Contactor control- no electronics
 Perfect with GISKB cranes or monorails



GIS HANDY HOISTS, TYPE GP/GCH-HT


Telescopic type for quick and easy positioning of loads-guided
 Lifting capacity up to 250 kg
 Control unit with rocker switches at hook point- one handed operation possible
 Suitable for eccentric loads
 2 lifting speeds as standard
 Geared limit switches
 Contactor control- no electronics
 Option- slack chain shutdown
 Perfect with GISKB cranes or monorails

LTM PRODUCT RANGE OVERVIEW



GIS SYNCHRON HOIST, TYPE GP/GCH-S

Two shaft connected hoists to lift one load-
connected electrically & mechanically
For optimised handling of long & eccentric loads
Lifting capacity up to 2 x 2000 kg
Geared limit switches
Contactor control- no electronics
Option- slack chain shutdown
Option- with frequency inverter




GIS CRANE END CARRIAGES

For underslung - or overhead travelling cranes
Crane lifting capacities up to 5t
Connection points for trolley and crane bridge
are standardised
All components, crane end carriage kit, trolleys,
electric chain hoist and radio remote control
from a single source
Options
Special paints or galvanised version
Kits for outdoor use cranes
Corrosion resistant (food compatible)



GIS VACUUM LIFTERS

Type GHG/GHGE for loads up to 320kg - for glass
and airtight goods
Type GN/GNK for loads up to 500kg - for slightly
permeable goods
Type GH/GHK for loads up to 1000kg - for airtight
goods
Larger loads on request
Suction surfaces, traverses and operation tailored
to customers needs
Option with tilting device
Fully complies with the European Norm EN 13155



GISKB TRACK SYSTEM IN STEEL OR ALUMINIUM

For monorails and cranes
Modular concept
Lightweight design
Monorail with options for bends and switches for
linebound transport of loads
Suspended single/ double bridge cranes for all
round transport of loads



PLANETA - PREMIUM PRO HAND CHAIN BLOCK

Lifting capacity 0.5t - 5t
Fitted with RUD plated load chain
Up to 3t capacity on single chain fall
Chrome plated housing for corrosion protection
Overload protection is standard
Standard 3m lift, other heights on request
ATEX and Stainless steel versions available



PLANETA - LOW HEADROOM HOIST/TROLLEY

Lifting capacity 0.5t - 5t
Hand Chain Block and trolley combined to reduce
headroom
A perfect solution if space is tight.
Functional and versatile
Optimal space utilisation



PLANETA - PREMIUM PRO RATCHET LEVER HOISTS

Lifting capacity 0.75t to 6t
Fitted with RUD plated load chain
Up to 5t capacity on a single chain fall
Operating lever can be used in any position
New chain end stop provides additional safety



PLANETA - GIRDER TROLLEYS

Push or geared type
Geared trolleys move heavier loads
easily using a hand chain transmission
Load is balanced on four wheels
Hoists can be hooked into the trolley
Chains zinc coated for longer life



PLANETA - BEAM CLAMP

Lifting capacity 1t to 5t
Simple and safe load attachment tool for
hand or electric hoists
Easy two-step operation makes it ideal
for installation jobs
Fits a wide range of beam widths

LIFT TURN MOVE LTD

LTM SALES POLICY

Our industrial clients are lifting equipment trade companies, original equipment manufacturers and equipment rental companies.

We support distributors with marketing, promotion and training on our products as well as technical and product support, advice and assistance.

We provide spare parts and full technical training.

Our staff are friendly, helpful and part of a good team of colleagues working together.

As an equipment supplier, we do not offer site surveys, installation, on-site inspection or maintenance. We pass end user enquiries back through to their preferred LTM trade distributor, otherwise the closest LTM distributor so our equipment is available through a network of value added partners who can provide a total solution for equipment user's needs.

In today's economic climate it makes sense to boost turnover, profits and service levels, if you are interested in becoming an LTM distributor we would be happy to discuss how joining us could help you achieve your aims, we support those clients who support us with special terms and support.

OUR VISION

To be the leading supplier of electric chain hoists, trolleys and hoist control systems in the United Kingdom and Ireland.

TECHNICAL COMPETENCE & QUALITY POLICY STATEMENT

LTM are full members of LEEA (Lifting Equipment Engineers Association), all sales, technical and workshop staff hold LEEA qualifications and LEEA Team Cards and have on-going product training. Our processes are audited and checked by LEEA, we are certified to carry out the following

- Test and Examine, Service / Repair of:
- Lifting Equipment General
- Lifting Machines Manual
- Lifting Machines Power
- Runways & Crane Structures
- Overhead Travelling & Portal Cranes

Working with our agents and installation supply partners, we provide total technical back up for our equipment.

We inspect every item and proof load test every hand and electric hoist that we supply.

All products are supplied with comprehensive operating instructions, an EC Declaration of Conformity or Incorporation and where applicable a Certificate of Thorough Examination.

PRODUCT TRAINING & FAMILIARISATION

LTM offers high quality equipment familiarisation and product training courses for our clients in sales & repair skills. Please consult either our web site or your normal contact at LTM if you would like to attend any of the courses that we run.

We have a new lifting equipment training centre in Bromborough. The school provides a variety of courses to help distributors sell, operate, maintain and service GIS hoists and other equipment that we offer.

INSPECTION & MAINTENANCE

Our products are available through the main stockists of our equipment throughout the UK and overseas who undertake inspection, repairs, installation and servicing.

WEBSITES, INFORMATION, PRODUCT DOCUMENTATION AND SUPPORT WITH YOUR MARKETING & PROMOTION

Operating manuals, spare part lists, wiring diagrams, maintenance instructions and technical drawings etc. are available on request or from our websites.

For further information about LTM and its products, people and services, please visit; www.liftturnmove.co.uk, and follow us on Facebook, Twitter & LinkedIn for the latest information & news.

For assistance to our distributors, we have developed product and industry specific brochures, posters, flyers, interactive CD's and websites.

Please contact your sales contact for all literature, posters, images, videos, photographs, website advice and information, fonts or logos. We are happy to release the copyright of all our images for use on distributor's websites or brochures providing written consent is obtained from Lift Turn Move Ltd.



LTM POLICIES & HOW WE WORK

GOODS RETURN POLICY

When incorrect goods are ordered, when goods are dispatched but later cancelled or are unwanted we will levy a standard handling charge- this is deducted from the credit note issued. This handling charge is to cover administration costs, inspection and restocking of the returned goods.

The standard product charge is 15% of the net value, carriage/ transport costs are not refunded. (Covers products in this brochure which are stocked at LTM).

Non- standard products or specially manufactured items cannot be returned for credit

NOTE - we can send goods out on Sale or Return for inspection, full credit is allowed on return in as supplied condition. Carriage is not refundable.

RETURNS AUTHORISATION SYSTEM

Before any goods are returned you must contact our sales team to obtain a Returns Authorisation Number/ Form (RAN)

Goods that arrive without a Returns Authorisation Number/ Form will not be accepted and will be refused by our goods inward department, delaying any credits due.

Upon the accepted return of goods, each item will be inspected and if on inspection refurbishment is required before it can be returned into general stock we will charge for this refurbishment. This work will be done at our standard repair charge rate and we will inform you of the faults or damage noted and the work required to reinstate the item to a saleable condition.

All returned goods are to be returned by the distributor at their cost with a copy of the RAN number clearly marked on the goods and the completed form.

WARRANTY CLAIMS

All equipment complies with the high standards of quality in respect of materials and workmanship and as the sole and exclusive remedy in discharge of this warranty the company undertakes to replace free of charge within 12 months from date of dispatch from its works any components which are proved to the satisfaction of the company (whose decision shall be final and binding) to be defective in materials and workmanship.

This is provided notice in writing is given to the company within 10 days of the defect occurring and provided the component which is the subject of the complaint is returned pre-paid to our works at Bromborough.

In the case of defective components or parts not of the company's manufacture the company's liability shall be limited to such adjustment or allowance as the manufacturer shall offer.

NOTE - Lift Turn Move Ltd will not accept responsibility for any work done or expense incurred by the buyer in connection with any repair or replacement unless the company's prior written authorisation has been obtained.

This warranty is in lieu and excludes all other conditions and warranties whatsoever, whether expressed or implied and whether under common law, statute law otherwise and apart from this the company hereby expressly excludes all liability for any loss or damage whatsoever arising and howsoever caused.

The buyer warrants that it will pass on to all third parties to whom it may supply the goods all information as to the use and safe handling of the goods, as may have been passed onto the buyer by LTM.



COMPANY CONTACT DETAILS

LTM - Lift Turn Move Ltd
Unit 2 Stadium Court
Wirral International Business Park
Plantation Road
Bromborough
Wirral
UK CH62 3QG

SALES AND GENERAL CONTACTS

Tel: +44 (0)151 649 0467
Fax: +44 (0)151 649 0099
Email: sales@LiftTurnMove.co.uk
Email: accounts@LiftTurnMove.co.uk
Website: www.liftturnmove.co.uk